

GCG Sunday School - 30th June 2024

Lesson Outline



Lesson: The Come-Near Covenant
Passage: Hebrews 9:1-14; 9:23-28; 10:11-31
Big Idea: Now, we can keep trusting, since we can now come near to God through Jesus.
Main Aim: Let's remember we can now come near to God, so we can surely keep trusting.

Please pray for the lesson preparation, that we and the children would be built up by God's word.

Unless you are at the Greenwich service, you will need to bring a **laptop/tablet** to play the videos. If needed, Jonny can provide a **laptop and a Bluetooth speaker**. 😊

Additional resources: [St Helen's sermon](#)

The Passage

Context - We're Christians! How will we keep going?

Content Summary

Old Covenant: Repeated sacrifices, sinful priest, somewhat effective sacrifices, tent.	9:1-14
New Covenant: One sacrifice, perfect priest, fully effective sacrifice, true tent!	
Old Covenant: Copy of holy place, repeated entry to sacrifice.	9:23-28
New Covenant: The real holy place, one entry to sacrifice.	
Old Covenant: Standing, daily, repeated, ineffective sacrifice.	10:11-18
New Covenant: Sat down, single offering, fully effective sacrifice.	
Therefore: We now can come near to God!	10:19-31
Knowing we have so much, will keep us trusting!	
Knowing we have so much, it would be truly terrible to throw Jesus away.	

For them then.

They needed to remember that once there was a closed tent, now there is open access to God.
 Knowing how good this is, will keep us trusting him.
 It would be so foolish to throw him away!

For us now - Same!






The Age Ranges

CW (average age 4-5 years) - Prepare the lesson for **all ages**. Then separate **Sailor** and **Officer** groups for **Heart & Hands** teaching.
GR and EC - Personalise **all material** for the Sailors or Officers.


Sailors: Ages 3-6

Officers: Ages 7-11

Lesson Overview

Get Going 3 min + song	Main Teaching ~15 mins	Heart & Hands ~20 mins	Land The Lesson ~10 mins	Extra Fun Time ~10 mins
				
Welcome & Pray Intro Idea Song	The Big Idea The Main Aim	Activities Discussion	Recap Memory Verse Pray to close.	Optional. Can go mid-session.

Outline Idea

	Get Going Welcome, Pray, Introduction idea & Song
--	---

At Greenwich and Eltham, the Sailor Leader will lead the “Get Going” section, by default.

Welcome and connect briefly with the children

- Ask them a fun question, showing we’re interested in their lives. Such as:
 - What’s the best thing you did yesterday/ this morning?
 - What was the tastiest food you ate? The smelliest thing you smelled?

Prayer by the leader

- Help us to listen carefully to what God has to say to us today, and to have fun.

Introduce the passage theme - See “Intro” Powerpoint in folder.

How would you keep going?

- Ask the children, for each situation, how would you help them keep going?
 - The tired farmer, who has everything he needs.
Say, “You’ve got everything you need!” Amazing tools etc.
Say, “Don’t throw it away. Keep Going!”
 - The tired mountain climber, who has everything he needs.
Say, “You’ve got everything you need!” Amazing tools etc.
Say, “Don’t throw it away. Keep Going!”
 - The tired people of God.
Say, “You’ve got everything you need in Jesus!” We can now come near to God.
Say, “Don’t throw it away. Keep Going!”

Link: Through Jesus, we can now come near to God. This is amazing.
So we can keep trusting!

Very Speedy Recap - Scroll of time

Last week’s big idea:

We have to keep listening to trust in Jesus.



Link: We'll see today how we have everything we need to keep trusting.

Song

If needed, talk through the chorus' words and actions before singing.

All about Jesus


- <https://www.youtube.com/watch?v=30m8ZopuCIQ>

With a rap for the Officers.

- <https://www.youtube.com/watch?v=GdVPGwL8-Ag>

GR & EC - Split into **Sailor and **Officer** groups for the remainder of the session.**

CW - Remain together.



Main Teaching

Teaching the Big Idea & Main Aim.

Have a Bible open throughout for the children to see that we're teaching from God's word, and not from our heads.

You don't need to read all the verses, choose key parts and summarise.

Arrive clearly and repeatedly to the Big Idea and Main Aim.

Think about how you'll make the lesson interactive by asking questions and getting children involved.

- Teaching Idea

Act out the lesson.

Use *lesson points 1 and 2* to act out the differences.

1, Everyone far away from God.

One person (high priest) can come in occasionally.

Repeated sacrifices, blood etc.

2, Now everyone can come near to God.

Jesus goes in, once for all sacrifice, now we can go in too!

Use the paper images to compare before and now on the wall.

- Lesson Points

We're trusting Jesus! How will we keep trusting?

By remembering...

1. Before, there was a closed tent.

Every day. Sinful priest. Standing. Sacrificing. The sacrifices didn't fully work.

We could not come near to God..

God's people were outside. There was a "No-entry sign".

This was good, but not great.

2. Now, Jesus has gone into the true tent.

Once. Perfect priest. Sat. Sacrificed. The sacrifice works completely.

God's people can now come near to God.

This is amazing!

3. So, now we have everything in Jesus. 10:19-25

Since we now can come near to God, we have everything we need to keep trusting.
It would be so silly to throw this away!

- Question ideas to ask while teaching:

Points 1&2: Which is better?

Why couldn't we come near to God before?

Why were there sacrifices?

How amazing is it to have Jesus now? Why?

How is Jesus different? Better?

Point 3: How amazing is it to be able to come near to God?

How is this now possible?

How does seeing how amazing this is, help us keep trusting? And not throw it away?

- Brief Application - Main aim expanded.

- Sailors: State the application and expand it a bit.

For home, school or church.

- Officers: Ask questions to arrive at the application.

How does this help us think differently/ act differently/ talk differently?

What about at home/ at school/ at church?

- Sailors

Interactive talk through the text.

Helpful questions: *What noise do you think it made? How did he feel? What face would she have made?*

Helpful teaching methods: *Make actions to copy at certain points, act it out, place pictures on the wall, go for a walk around the room, use Lego/Playmobile figures.*

- Visual aids

To separate into before and now, for the Israelites and for us.

Page 1. Pictures to explain what the priest did.

Page 2. Pictures to compare the priest and Israelites to us.

Repeated vs. completed.

No entry to the holy place vs. open entry.

Israelites vs. us.

- Officers

Interactive talk through the text.

Helpful questions might be: *Why do you think he did that? What did she get right/ wrong? What would you do in his situation?*

Helpful teaching methods: *Act it out, have them draw scenes, shout out the best thing they see in the passage, make a puppet show using paper and card, go for a walk outside, use Lego figures.*

- Visual aids

I'll print an extra set of Sailor Visual aids.



Heart and Hands

Think more about the Main Aim with: Activities and discussion.

Activities - Craft or worksheet

- Sailors - [Craft. The “door” to God was once closed, it’s now open!](#)
- Officers - [Worksheet.](#)
Talk through the teaching points and application.
- Extra games - In the GDrive.

If you finish craft early, you may want to play a game with the remaining time.

Discussion - What would it look like to believe the Main Aim?

Think through with the children what the Main Aim means for our lives.

- Talk through the Main Aim further.
 - Sailors - [Go further than Brief Application.](#)
 - Officers - [Go further than Brief Application, with questions to provoke thought.](#)



Land the lesson

Bring everything together with: Recap, Memory Verse and Prayer.

Memory verse

“Christ died for our sins according to the Scriptures, ... he was buried, ... he was raised on the third day according to the Scriptures, ... he appeared to Cephas, and then to the Twelve... then he appeared to James, then to all the apostles, and last of all he appeared to me.”

1 Corinthians 15:3-8 (NIV)

[Ideas for learning the memory verse.](#) I will provide the verse on laminated paper with Blutak.

- [Sailors & Officers](#) - They can stamp and clap along with the song:
<https://www.facebook.com/GracechurchGreenwich/videos/1264759920526313/>

Here is Andrew, the Sandersons and Sam James doing it!

<https://www.facebook.com/andrewjohnsach/videos/10163461989195385>

Pray

Encourage the children to pray with you about the Big Idea and Main Aim.

They could **thank/praise God** for it or **ask for help** in believing it.

- Sailors

[You could suggest “Popcorn prayers” - really short prayers. Or “Arrow prayers” - We all shoot up like an arrow at the end. Or you could try the idea we use with Officers.](#)

- Officers

[You could pass an object, like a Bible, around the room. When a child receives the Bible, they can choose to pray in their head or aloud.](#)



Extra fun time.

An optional game, which can be played mid-session.

Game idea. Feel free to play something different!

- Sailors - - [Grandma's footsteps? With the idea of coming near?](#)
- Officers - - [Same with an added object to steal?](#)

Link (not super-important): We can now come near to God with Jesus.

More time fillers - Check the G-drive

Ask me for ideas. I often play something from: <https://www.youtube.com/@thebiggeststory>

Sign out with Take Home Sheets

- While signing out with Rollcall, Take Home sheets are given to parents and carers.